

**TORQUE CONVERTER
FRICTION CLUTCH
PLATES BY TRI**

CONTENT









MAKE	APPLICATION	TRI PART #	PAGE #
AISIN AW	6F21WA MINI COOPER	AW-23-1	1
	TR-60SN (VW 09D) NON-CAPTIVE CLUTCH	YX-26-3	1
	TR-60SN (VW 09D) CAPTIVE CLUTCH	VX-23-4	1
AISIN SEIKI	AS68RC, A465	YX-26-1	1
	AS69RC	YX-26-7	1
CHRYSLER	68RFE	TX-24-11	1
	68RFE	TX-24-15	1
FORD	4F50N (AX4N)	FX-23-32	1
	4F50N (AX4N), 5R55N, S, W	FX-23-31	2
	4F50N (AX4N)	FX-23-68A	2
	AX4S, AX4N (4F50N), CD4E, 9-1/4" (3.0L & 2.3L)	FX-23-66A	2
	4R100, 5R110W	FX-23-46	2
	4R100, 5R110W	FX-23-93	2
	4R100, 5R110W, Not for diesel applications	FX-23-78	2
	5R55N/S/W	FX-23-53	2
	5R55N/S/W	FX-23-60A	3
	6R75, 6R80	FX-26-4	3
	6R80, 260mm (Late)	FX-26-2	3
	6R80, 280mm (Late)	FX-26-3	3
	E4OD	FX-23-43	3
	6R140	FX-23-81	3
	6R60,6R75W	FX-26-1	3
GM	6L45	SX-26-1	4
	8L90	SX-26-2	4
JATCO	RE5R05A	JX-23-34	4
	RE7R01A (JR710E)	JX-23-38	4
MERCEDES	722.6 & 722.9, 290mm	HX-23	4
		HX-23-9	4
	722.6 & 722.9, 272mm	HX-23-4	4
		HX-23-8	4
	722.9 Late 7G-Tronic	HX-23-16	4
	725.0 9G-Tronic	HX-23-16	4
Class A, 722.7 '98-02 5 Speed	HX-23-7	4	
RENAULT PEUGEOT (AL4) CITROEN	DPO	RX-26-1	5
	DPO, Late	RX-26-2	5

CONTENT *Continued*

MAKE	APPLICATION	TRI PART #	PAGE #
ZF	ZF5HP19FL	PX-26-8	5
	ZF5HP19FL, DIESEL, AUDI	PX-26-7	5
	ZF5HP24, BMW X5, 4.6L ZF6HP26 (280mm)	PX-26-9	5
	ZF5HP24, JAGUAR, BM-64	PX-26-6	5
	ZF5HP30, 5 Speed, BM-29, BMW 540I, 1993	PX-26-3	5
	ZF6HP19, 525i, 530i BMW, ZF6HP19 245mm	PX-26-11	6
	ZF6HP19	PX-26-16	6
	ZF6HP19, 245mm (LuK)	PX-26-21	6
	ZF6HP21, 245mm (LuK)	PX-26-20	6
	ZF6HP26, 255mm & 245mm, Jaguar 2.7 V6	PX-26-12	6
	ZF6HP26, 275 mm	PX-26-15	6
	ZF6HP26, 260mm, BMW 745, Jaguar S, XK8 Audi A8	PX-26-10	6
	ZF8HP45, ZF8HP55, ZF8HP70	PX-26-14	6
AISIN AW	TR-60SN (VW 09D) Early	VX-23-2	7
		VX-23-3	7
	TR-60SN (VW 09D) Late	VX-23-5	7
		VX-23-6	7
AISIN SEIKI	AS68RC, A466	YX-26-2	7
		YX-26-4	7
FICHTEL & SACHS ZF	ZF6HP26, ZF6HP19 245mm	PX-26-13	7
JATCO	RE5R05A	JX-23-35	7
		JX-23-36	7
	RE7R01A(JR710E)	JX-23-39	8
		JX-23-40	8
MERCEDES	722.6, 722.9	HX-23-1	8
		HX-23-1A	8
	722.6, 722.9 272mm	HX-23-2	8
	722.6, 722.9 290mm	HX-23-3	8
	722.6, 722.9 (272mm & 290mm)	HX-23-13	8
		HX-23-13K	8
		HX-23-15K	8
	722.9 Late, 7G-Tronic	HX-23-17	9
HX-23-18		9	
722.6, 722.9 Late	HX-23-19	9	

FRICTION CLUTCH PLATES

OE DESIGN - PREMIUM QUALITY

Make	Application	Illustration	Part #	Plate Dim. O.D. × I.D. × TH. Teeth / Lugs	Lining Part # /Qty
AISIN AW	6F21WA MINI COOPER		AW-23-1	9.17" x 7.64" x .16" 232.9mm x194.0mm x4mm 50 Teeth	N/A
	TR-60SN (VW 09D) NON- CAPTIVE CLUTCH		YX-26-3	10.20" x 8.44" x .15" 259.1mm x213.4mm x3.8mm 36 Teeth	N/A
	TR-60SN (VW 09D) CAPTIVE CLUTCH		VX-23-4	7.03" x 5.60" x .10" 178.6mm x142.2mm x2.6mm 30 Teeth	N/A
AISIN SEIKI	AS68RC, A465		YX-26-1	7.43" x 5.80" x .10" 188.7mm x147.3mm x2.6mm 36 Teeth	YX-23-23KK Kit, Includes 2 Linings)
	AS69RC		YX-26-7	8.56" x 6.81" x .09" 219.7mm x172.0mm x2.3mm 42Teeth	YX-23-27KK Kit, Includes 2 Linings)
CHRYSLER	68RFE		TX-24-11	12.60" x 10.16" x .17" 320.0mm x258.0mm x4.3mm 35 Teeth	TX-23-26HC (2)
	68RFE		TX-24-15	12.60" x 10.075" x .16" 320.0mm x256.0mm x4.1mm 35 Teeth	TX-23-27HC (2)
FORD	4F50N (AX4N)		FX-23-32	9.55" x 7.87" x .94" 242.6mm x200.0mm x23.9mm 6 Lugs	FX-23-29MK (2)

FRICTION CLUTCH PLATES

OE DESIGN - PREMIUM QUALITY

Make	Application	Illustration	Part #	Plate Dim. O.D. × I.D. × TH. Teeth / Lugs	Lining Part # /Qty
FORD	4F50N (AX4N), 5R55N, S, W		FX-23-31	9.55" x 7.87" x .94" 242.6mm x200.0mm x23.9mm 4 Lugs	FX-23-29MK (2)
	4F50N (AX4N)		FX-23-68A	4 Lugs	TX-23-5X70HC (1)
	AX4S, AX4N (4F50N), CD4E, 9-1/4" (3.0L & 2.3L)		FX-23-66A	4 Lugs	PX-23-9X70HC (1)
	4R100, 5R110W		FX-23-46	O.D.: 12.14"/308.4mm I.D.: 9.80"/ 249.0mm High: 0.395/ 10.0mm 54 Teeth (6 Missing)	FX-23-49K (1)
	4R100, 5R110W		FX-23-93	O.D.: 12.14"/308.4mm I.D.: 9.80"/ 249.0mm High: 0.695" / 17.7mm 54 Teeth (6 Missing)	FX-23-49T (1)
	4R100, 5R110W, Not for diesel applications		FX-23-78	O.D.: 12.14"/308.4mm I.D.: 9.80"/ 249.0mm High: 0.895" / 22.7mm 54 Teeth (6 Missing), Up-Bent	FX-23-49T (1)
	5R55N/S/W		FX-23-53	9.55" x 7.25" x .94" 242.6mm x184.2mm x23.9mm 4 Lugs	FX-23-47MK (2)





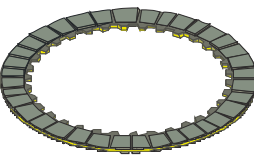
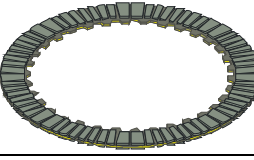

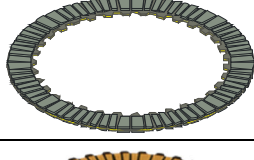

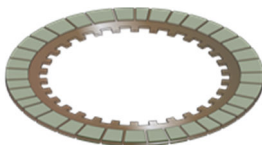
FRICTION CLUTCH PLATES

OE DESIGN - PREMIUM QUALITY

Make	Application	Illustration	Part #	Plate Dim. O.D. × I.D. × TH. Teeth / Lugs	Lining Part # /Qty
FORD	5R55N/SW		FX-23-60A	9.55" x 1.66" x .27" 242.6mm x42.2mm x6.9mm 4 Lugs	TX-23-5X70HC (1)
	6R75, 6R80		FX-26-4	9.64" x 6.5" x .16" 244.9mm x165.1mm x4.1mm	N/A
	6R80, 260mm (Late)		FX-26-2	10.78" x 8.70" x .16" 273.8mm x221.0mm x4.1mm Teeth 40	FX-23-83SK
	6R80, 280mm (Late)		FX-26-3	11.34" x 9.15" x .16" 288.0mm x232.4mm x4.1mm Teeth 40	FX-23-80SK OR FX-23-80MK
	E40D		FX-23-43	5 double springs	FX-23-10K (1)
	6R140		FX-23-81	11.50" x 9.77" x .12" 292.1mm x248.2mm x3mm 30 Teeth	N/A
	6R60,6R75W		FX-26-1	O.D. 8.071" - 205.0mm	FX-23-74MK OR FX-23-74SK

FRICTION CLUTCH PLATES

OE DESIGN - PREMIUM QUALITY

Make	Application	Illustration	Part #	Plate Dim. O.D. × I.D. × TH. Teeth / Lugs	Lining Part # /Qty
GM	6L45		SX-26-1	8.70" x 6.30" x .14" 220.1mm x160.0mm x3.6mm	PX-23-25MK
	8L90		SX-26-2	10.37" x 8.51" x .16" 263.4mm x216.2mm x4mm 30 Teeth	SX-23-70MK
JATCO	RE5R05A		JX-23-34	6.47" x 5.15" x .07" 164.3mm x130.3mm x1.8mm 40 Teeth	32 Segments N/A
	RE7R01A (JR710E)		JX-23-38	6.82" x 5.14" x .07" 173.2mm x130.6mm x1.8mm 24 Teeth	40 Segments
MERCEDES	722.6 & 722.9, 290mm		HX-23	6.93" x 5.29" x .09" 176.0mm x134.4mm x2.3mm 34 Teeth	36 Segments N/A
			HX-23-9	6.93" x 5.29" x .09" 176.0mm x134.4mm x2.3mm 34 Teeth	72 Segments N/A
	722.6 & 722.9, 272mm		HX-23-4	6.93" x 5.29" x .11" 176.0mm x134.4mm x2.8mm 34 Teeth	36 Segments N/A
			HX-23-8	6.93" x 5.29" x .11" 176.0mm x134.4mm x2.8mm 34 Teeth	72 Segments N/A
	722.9 Late 7G-Tronic 725.0 9G-Tronic		HX-23-16	7.72" x 6.10" x .11" 196.0mm x155.0mm x2.8mm 40 Teeth	72 Segments N/A
	Class A, 722.7 '98-02 5 Speed		HX-23-7	6.93" x 4.72" x .11" 176.0mm x120.0mm x2.8mm 30 Teeth	36 Segments N/A









FRICTION CLUTCH PLATES

OE DESIGN - PREMIUM QUALITY


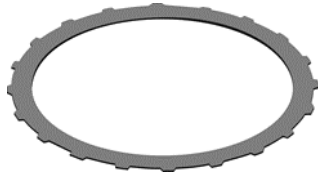
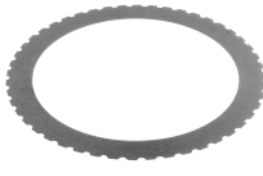
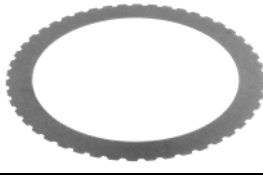





Make	Application	Illustration	Part #	Plate Dim. O.D. × I.D. × TH. Teeth / Lugs	Lining Part # /Qty
RENAULT PEUGEOT (AL4) CITROEN	DPO		RX-26-1	7.87" x 6.65" x .145" 200.0mm x168.9mm x3.7mm 24 Teeth	RX-23-1 (2)
	DPO, Late		RX-26-2	8.54" x 7.10" x .73" 217.0mm x180.0mm x18.6mm 24 Teeth	RX-23-2KK (Kit, Includes 2 Linings)
ZF	ZF5HP19FL		PX-26-8	10.21" x 8.15" x .14" 259.3mm x207.0mm x3.6mm 24 Teeth	PX-23-14MK (2)
	ZF5HP19FL, DIESEL, AUDI		PX-26-7	10.21" x 8.15" x .14" 259.3mm x207.0mm x3.6mm 24 Teeth	PX-23-12MK (2)
	ZF5HP24 BMW X5, 4.6L ZF6HP26 (280mm)		PX-26-9	11.32" x 8.77" x .16" 287.5mm x222.8mm x4mm 24 Teeth	PX-23-18HC (Solid) (2)
	ZF5HP24, JAGUAR, BM-64		PX-26-6	10.21" x 8.38" x .12" 259.3mm x212.9mm x3.0mm 24 Teeth	PX-23-11K (2)
	ZF5HP30, 5 Speed, BM-29, BMW 540i, 1993		PX-26-3	11.04" x 9.36" x .12" 208.4mm x237.7mm x3.0mm 24 Teeth	PX-23-10K (2)

FRICTION CLUTCH PLATES









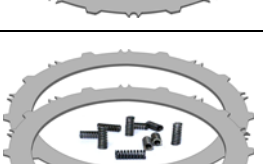
OE DESIGN - PREMIUM QUALITY

Make	Application	Illustration	Part #	Plate Dim. O.D. × I.D. × TH. Teeth / Lugs	Lining Part # /Qty
ZF	ZF6HP19 525i, 530i BMW ZF6HP19 245mm		PX-26-11	9.85" x 7.87" x .16" 250.2mm x200.0mm x4mm 24 Teeth	PX-23-20HC (Solid) (2)
	ZF6HP19		PX-26-16	9.36" x 7.33" x .114" 237.7mm x186.2mm x7.1mm 30 Teeth	PX-23-26T
	ZF6HP19, 245mm (LuK)		PX-26-21	8.67" x 6.30" x .14" 220.2mm x160.0mm x3.6mm	PX-23-25MK
	ZF6HP21, 245mm (LuK)		PX-26-20	8.67" x 4.24" x .14" 220.2mm x107.7mm x3.6mm Bolt Circle Dia.: 4.975"	PX-23-25MK
	ZF6HP26, 255mm & 245mm, Jaguar 2.7 V6		PX-26-12	8.08" x 6.30" x .14" 205.2mm x160.0mm x3.6mm 24 Teeth	PX-23-22HC (Solid) (2)
	ZF6HP26, 275 mm		PX-26-15	9.06" x 7.30" x .11" 230.1mm x185.4mm x2.8mm 20 Teeth	PX-23-24T (2)
	ZF6HP26, 260mm BMW 745, Jaguar S, XK8 Audi A8		PX-26-10	10.63" x 8.19" x .16" 270.0mm x208.0mm x4mm 24 Teeth	PX-23-19HC (Solid) (2)
	ZF8HP45, ZF8HP55, ZF8HP70		PX-26-14	7.768" x 6.120" x .096" 197.3mm x 155.4mm x 2.4mm 80 Teeth	N/A

STEEL CLUTCH PLATES OE DESIGN - PREMIUM QUALITY




MAKE	APPLIC.	DESCRIP.	TRI #	DIMENSIONS	TEETH /TABS	ILLUSTRATION
AISIN AW	TR60-SN (VW 09D) Early	Steel	VX-23-2	10.54" x 8.5" x 0.13" 25.4mm x 222.6mm x 3.2mm	20 Ext.	
		Steel	VX-23-3	10.54" x 8.5" x 0.20" 267.8mm x 222.6mm x 5.0mm	20 Ext.	
	TR60-SN (VW 09D) Late	Steel	VX-23-5	7.35" x 5.9" x 0.09" 186.7mm x 148.9mm x 2.3mm	48 Ext.	
		Steel	VX-23-6	7.35" x 5.9" x 0.15" 186.8mm x 148.9mm x 3.8mm	48 Ext.	
AISIN SEIKI	AS68RC, A466	Steel	YX-26-2	7.96" x 6.2" x 0.07" 202.1mm x 158.5mm x 1.8mm	16 Ext.	
		Steel	YX-26-4	7.96" x 6.2" x 0.25" 202.1mm x 158.5mm x 6.3mm	16 Ext.	
FICHTEL & SACHS ZF	ZF6HP26 ZF6HP19 245mm	Steel	PX-26-13	7.56" x 5.7" x 0.11" 192.0mm x 145.2mm x 2.7mm	24 Int.	
JATCO	RE5R05A	Steel	JX-23-35	6.76" x 5.60" x 0.07" 171.7mm x 142.5mm x 1.8mm	36 Ext.	
		Pressure Plate	JX-23-36	6.76" x 5.60" x 0.28" 171.7mm x 142.5mm x 7.1mm	36 Ext.	

STEEL CLUTCH PLATES OE DESIGN - PREMIUM QUALITY


MAKE	APPLIC.	DESCRIP.	TRI #	DIMENSIONS	TEETH /TABS	ILLUSTRATION
JATCO	RE7R01A (JR710E)	Steel	JX-23-39	7.11" x 5.60" x 0.17" 180.6mm x 142.4mm x 4.3mm	30 Ext.	
		Steel	JX-23-40	7.11" x 5.60" x 0.07" 180.6mm x 142.4mm x 1.8mm	30 Ext.	
MERCEDES	722.6, 722.9	Steel	HX-23-1	7.28" x 5.60" x 0.07" 185.0mm x 142.4mm x 1.8mm	20 Ext.	
		Steel	HX-23-1A	7.28" x 5.60" x 0.08" 185.0mm x 142.4mm x 2.0mm	20 Ext.	
	722.6, 722.9 272mm	Pressure Plate, Steel	HX-23-2	7.28" x 5.60" x 0.16" 185.0mm x 142.4mm x 4.0mm	20 Ext.	
	722.6, 722.9 290mm	Pressure Plate, Steel	HX-23-3	7.28" x 5.60" x 0.20" 185.0mm x 142.4mm x 5.0mm	20 Ext.	
	722.6, 722.9 (272mm & 290mm)	Steel	HX-23-13	7.28" x 5.60" x 0.07" 185.0mm x 142.4mm x 1.8mm	20 Ext.	
		Kit: HX-23-13(1) HX-24-1(10)	HX-23-13K			
		Kit: HX-23-13(2) HX-24-2(10)	HX-23-15K			

STEEL CLUTCH PLATES

OE DESIGN - PREMIUM QUALITY

MAKE	APPLIC.	DESCRIP.	TRI #	DIMENSIONS	TEETH /TABS	ILLUSTRATION
MERCEDES	722.9 Late 7G-Tronic	Steel	HX-23-17	7.40" x 5.60" x 0.07" 188.0mm x 141.9mm x 1.8mm	36 Int.	
		Pressure Plate, Steel	HX-23-18	7.40" x 5.60" x 0.08" 188.0mm x 141.9mm x 2.0mm	36 Int.	
	722.6, 722.9 Late	Pressure Plate, Steel	HX-23-19	7.28" x 5.60" x 0.14" 185.0mm x 142.9mm x 3.6mm	20 Ext.	

TRICOMPONENT PRODUCTS CORPORATION



**Tri Component
Products Corp.
973 Brook Ave.
Bronx, New York
10451-4209**

**Fax: 718-402-2345
Tel.: 718-402-2400**

www.tricomponent.com
sales@tricomponent.com